

Pipe Supports, Inc.

521 Kiser Street
Dayton, OH 45404-1641
Tel: 937-222-9000 * Fax: 937-222-9020
E-mail: sales@pipe-supports.com

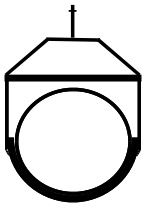
Support Span Table For Series 5000 FRP Composite Pipe

11-09-2006

Page #1 of 4

| Nominal Pipe Diameter (inches) | Weight Per Inch Pipe & Liquid Sp G=1 (pounds) | Weight Per Inch Pipe (pounds) | Max Span (feet) |
|--------------------------------|---|-------------------------------|-----------------|
| 1 | 0.11 | 0.08 | 6.77 |
| 1.25 | 0.16 | 0.11 | 7.46 |
| 1.5 | 0.20 | 0.13 | 7.83 |
| 2 | 0.27 | 0.16 | 8.65 |
| 2.5 | 0.42 | 0.22 | 8.27 |
| 3 | 0.52 | 0.24 | 9.79 |
| 4 | 0.79 | 0.29 | 10.79 |
| 5 | 1.18 | 0.40 | 11.87 |
| 6 | 1.57 | 0.43 | 12.21 |
| 8 | 2.54 | 0.57 | 13.37 |
| 10 | 3.81 | 0.71 | 14.23 |
| 12 | 5.25 | 0.86 | 15.03 |
| 14 | 6.76 | 1.01 | 16.02 |
| 16 | 8.78 | 1.30 | 17.03 |
| 18 | 11.06 | 1.62 | 17.98 |
| 20 | 13.50 | 1.89 | 18.70 |
| 24 | 19.35 | 2.69 | 20.39 |
| 30 | 29.95 | 4.03 | 22.54 |
| 36 | 42.85 | 5.63 | 24.50 |
| 42 | 58.06 | 7.50 | 26.31 |
| 48 | 75.60 | 9.66 | 28.03 |
| 54 | 97.93 | 13.81 | 31.03 |

The above table is for Series 5000 with a 50 mil liner at 100 PSI and 70° F.



Pipe Supports, Inc.

521 Kiser Street
Dayton, OH 45404-1641
Tel: 937-222-9000 * Fax: 937-222-9020
E-mail: sales@pipe-supports.com

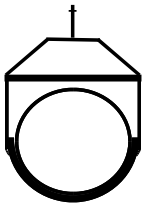
Support Span Table For Series 9500 FRP Composite Pipe

11-09-2006

Page #2 of 4

| Nominal Pipe Diameter (inches) | Weight Per Inch Pipe & Liquid Sp G=1 (pounds) | Weight Per Inch Pipe (pounds) | Max Span (feet) |
|--------------------------------|---|-------------------------------|-----------------|
| 1 | 0.12 | 0.11 | 7.49 |
| 1.25 | 0.18 | 0.14 | 8.23 |
| 1.5 | 0.22 | 0.16 | 8.71 |
| 2 | 0.30 | 0.20 | 9.82 |
| 2.5 | 0.40 | 0.23 | 10.63 |
| 3 | 0.58 | 0.28 | 11.35 |
| 4 | 0.84 | 0.37 | 12.62 |
| 5 | 1.26 | 0.52 | 13.48 |
| 6 | 1.65 | 0.55 | 14.13 |
| 8 | 2.64 | 0.72 | 15.48 |
| 10 | 3.94 | 0.90 | 16.49 |
| 12 | 5.39 | 1.07 | 17.43 |
| 14 | 7.02 | 1.27 | 18.52 |
| 16 | 9.07 | 1.59 | 19.58 |
| 18 | 11.38 | 1.95 | 20.58 |
| 20 | 13.87 | 2.25 | 21.37 |
| 24 | 19.78 | 3.13 | 23.16 |
| 30 | 30.49 | 4.57 | 25.45 |
| 36 | 43.50 | 6.28 | 27.54 |
| 42 | 58.82 | 8.26 | 29.47 |
| 48 | 76.46 | 10.53 | 31.32 |
| 54 | 99.16 | 15.04 | 33.75 |

The above table is for Series 9500 with a 100 mil liner at 100 PSI and 70° F.



Pipe Supports, Inc.

521 Kiser Street
Dayton, OH 45404-1641
Tel: 937-222-9000 * Fax: 937-222-9020
E-mail: sales@pipe-supports.com

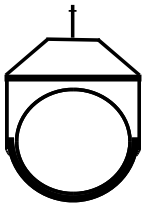
Support Span Table For Series 5000 FRP Composite Pipe

11-09-2006

Page #3 of 4

| Nominal Pipe Diameter (inches) | Weight Per Inch Pipe & Liquid Sp G=1.2 (pounds) | Weight Per Inch Pipe (pounds) | Max Span (feet) |
|--------------------------------|---|-------------------------------|-----------------|
| 1 | 0.14 | 0.08 | 6.50 |
| 1.25 | 0.17 | 0.11 | 7.35 |
| 1.5 | 0.22 | 0.13 | 7.51 |
| 2 | 0.33 | 0.16 | 8.28 |
| 2.5 | 0.45 | 0.22 | 8.10 |
| 3 | 0.58 | 0.24 | 9.50 |
| 4 | 0.91 | 0.29 | 10.44 |
| 5 | 1.33 | 0.40 | 11.51 |
| 6 | 1.76 | 0.43 | 11.87 |
| 8 | 2.89 | 0.57 | 12.94 |
| 10 | 4.29 | 0.71 | 13.82 |
| 12 | 5.96 | 0.86 | 14.56 |
| 14 | 7.91 | 1.01 | 15.40 |
| 16 | 9.91 | 1.30 | 16.52 |
| 18 | 12.94 | 1.62 | 17.28 |
| 20 | 15.83 | 1.89 | 17.97 |
| 24 | 22.68 | 2.69 | 19.60 |
| 30 | 35.13 | 4.03 | 21.66 |
| 36 | 50.29 | 5.63 | 22.10 |
| 42 | 68.17 | 7.50 | 25.28 |
| 48 | 88.79 | 9.66 | 26.93 |
| 54 | 114.76 | 13.81 | 29.82 |

The above table is for Series 5000 with a 50 mil liner at 100 PSI and 70° F.



Pipe Supports, Inc.

521 Kiser Street
Dayton, OH 45404-1641
Tel: 937-222-9000 * Fax: 937-222-9020
E-mail: sales@pipe-supports.com

Support Span Table For Series 9500 FRP Composite Pipe

11-09-2006

Page #4 of 4

| Nominal Pipe Diameter (inches) | Weight Per Inch Pipe & Liquid Sp G=1.2 (pounds) | Weight Per Inch Pipe (pounds) | Max Span (feet) |
|--------------------------------|---|-------------------------------|-----------------|
| 1 | 0.16 | 0.11 | 7.50 |
| 1.25 | 0.19 | 0.14 | 8.14 |
| 1.5 | 0.22 | 0.16 | 8.72 |
| 2 | 0.37 | 0.20 | 9.51 |
| 2.5 | 0.44 | 0.23 | 10.42 |
| 3 | 0.64 | 0.28 | 10.92 |
| 4 | 0.99 | 0.37 | 12.01 |
| 5 | 1.41 | 0.52 | 13.11 |
| 6 | 1.87 | 0.55 | 13.68 |
| 8 | 3.04 | 0.72 | 14.94 |
| 10 | 4.47 | 0.90 | 15.97 |
| 12 | 6.17 | 1.07 | 16.85 |
| 14 | 8.17 | 1.27 | 17.83 |
| 16 | 10.56 | 1.59 | 18.85 |
| 18 | 13.27 | 1.95 | 19.81 |
| 20 | 16.19 | 2.25 | 20.55 |
| 24 | 23.11 | 3.13 | 22.27 |
| 30 | 35.67 | 4.57 | 24.47 |
| 36 | 50.94 | 6.28 | 26.47 |
| 42 | 68.93 | 8.26 | 28.33 |
| 48 | 89.65 | 10.53 | 30.10 |
| 54 | 115.98 | 15.04 | 32.45 |

The above table is for Series 9500 with a 100 mil liner at 100 PSI and 70° F.